

National Center for Education Statistics

IPEDS Data Center

Rowan-Cabarrus Community College

UnitID 199494
OPEID 00575400
Address 1333 Jake Alexander Blvd, South, Salisbury, NC, 28146
Web Address <https://www.rccc.edu/>

Outcome Measures 2017-18



Institution: Rowan-Cabarrus Community College (199494)

Establishing Cohorts

Establishing Cohorts 2009-10 Entering Undergraduate Cohort (July 1, 2009-June 30, 2010: Full Year)

Directions: Begin by identifying your entering degree/certificate-seeking undergraduates for the full year of July 1, 2009 - June 30, 2010. Then report each student under one of the eight subcohorts (Pell or Non-Pell Grant recipients FTFT, FTPT, NFTFT, NFTPT). Each entering student should be reported only once. The four cohorts and total entering students will be calculated based on your subcohort reporting.

NOTE: Once a student is in the cohort, the student remains in the cohort, even if the student's attendance status changes (i.e., full-time to part-time, or vice versa) or if the student drops out, transfers out, or transfers back into the institution during the eight-year period. However, adjustments can be made to the cohort for allowable exclusions, which include the death of a student, permanent disability, military deployment, or service on an official church mission or with a foreign aid service of the Federal government. Exclusions are for the **ENTIRE** eight years for the entering 2009-10 cohort.

<u>Degree/Certificate-Seeking Undergraduate Students</u>	<u>2009-10 cohort</u>	<u>Exclusions to 2009-10 cohort</u>	<u>Adjusted 2009-10 cohort</u>
<u>First-time entering</u>			
Full-time	1,524	0	1,524
Pell Grant recipients	<input type="text" value="877"/>	<input type="text" value="0"/>	877
Non-Pell Grant recipients	<input type="text" value="647"/>	<input type="text" value="0"/>	647
Part-time	868	0	868
Pell Grant recipients	<input type="text" value="387"/>	<input type="text" value="0"/>	387
Non-Pell Grant recipients	<input type="text" value="481"/>	<input type="text" value="0"/>	481
<u>Non-First-time entering</u>			
Full-time	 176	0	176
Pell Grant recipients	<input type="text" value="88"/>	<input type="text" value="0"/>	88
Non-Pell Grant recipients	<input type="text" value="88"/>	<input type="text" value="0"/>	88
Part-time	 321	0	321
Pell Grant recipients	<input type="text" value="70"/>	<input type="text" value="0"/>	70
Non-Pell Grant recipients	<input type="text" value="251"/>	<input type="text" value="0"/>	251
<u>Total Entering</u>			
	2,889	0	2,889
Pell Grant recipients	1,422	0	1,422
Non-Pell Grant recipients	1,467	0	1,467

The following reference table is based on institutional data reported in the specified data collections. Data reported on this screen (Establishing Cohorts for OM) have been compared with the data below. To review your prior reported data, go to the Tools menu in the IPEDS Data Collection System --> Go to Collection Level Data Center --> Look up an Institution --> Select your institution --> Select "Reported Data"

	2009 Fall Enrollment, 2009-10 Spring Collection	2009 Pell Grant data from Student Financial Aid, 2010-11 Winter Collection
First-time, Full-time	603	283
First-time, Part-time	472	N/A
Non-First-time, Full-time	387	N/A
Non-First-time, Part-time	800	N/A
Total Undergraduates	N/A	3,221

Institution: Rowan-Cabarrus Community College (199494)

Award Status at Four Years

**Award Status at Four Years After Entry
2009-10 Entering Undergraduate Cohort
(July 1, 2009-June 30, 2010: Full Year)**

Directions: From the adjusted 2009-10 cohort, report the number of students who earned an award by four years after entry for each subcohort. If a student earns multiple awards, report only the highest award conferred to the student by the status point (August 31, 2013).

<u>Undergraduate Students</u>	Adjusted 2009-10 cohort	Number of students conferred an award by your institution (Highest Award by August 31, 2013)			Total number of adjusted cohort that received an award from your institution	Percent of adjusted cohort that received an award from your institution
		<u>Certificates</u>	<u>Associate's</u>	<u>Bachelor's</u>		
<u>First-time entering</u>						
Full-time	1,524	108	203	0	311	20
Pell Grant recipients	877	<input type="text" value="30"/>	<input type="text" value="91"/>	<input type="text" value="0"/>	121	14
Non -Pell Grant recipients	647	<input type="text" value="78"/>	<input type="text" value="112"/>	<input type="text" value="0"/>	190	29
Part-time	868	42	40	0	82	9
Pell Grant recipients	387	<input type="text" value="11"/>	<input type="text" value="10"/>	<input type="text" value="0"/>	21	5
Non -Pell Grant recipients	481	<input type="text" value="31"/>	<input type="text" value="30"/>	<input type="text" value="0"/>	61	13
<u>Non-First-time entering</u>						
Full-time	176	13	39	0	52	30
Pell Grant recipients	88	<input type="text" value="3"/>	<input type="text" value="20"/>	<input type="text" value="0"/>	23	26
Non -Pell Grant recipients	88	<input type="text" value="10"/>	<input type="text" value="19"/>	<input type="text" value="0"/>	29	33
Part-time	321	9	20	0	29	9
Pell Grant recipients	70	<input type="text" value="0"/>	<input type="text" value="5"/>	<input type="text" value="0"/>	5	7
Non -Pell Grant recipients	251	<input type="text" value="9"/>	<input type="text" value="15"/>	<input type="text" value="0"/>	24	10
<u>Total Entering</u>						
Pell Grant recipients	1,422	44	126	0	170	12
Non -Pell Grant recipients	1,467	128	176	0	304	21

Institution: Rowan-Cabarrus Community College (199494)

Award Status at Six Years

**Award Status at Six Years After Entry
2009-10 Entering Undergraduate Cohort
(July 1, 2009-June 30, 2010: Full Year)**

Directions: From the adjusted 2009-10 cohort, report the number of students who earned an award by six years after entry for each subcohort. If a student earns multiple awards, report only the highest award conferred to the student by the status point (August 31, 2015).

<u>Undergraduate Students</u>	Adjusted 2009-10 cohort	Number of students conferred an award by your institution (Highest Award through August 31, 2015)			Total number of adjusted cohort that received an award from your institution	Percent of adjusted cohort that received an award from your institution
		<u>Certificates</u>	<u>Associate's</u>	<u>Bachelor's</u>		
<u>First-time entering</u>						
Full-time	1,524	111	268	0	379	25
Pell Grant recipients	877	30	124	0	154	18
Non-Pell Grant recipients	647	81	144	0	225	35
Part-time	868	41	69	0	110	13
Pell Grant recipients	387	10	19	0	29	7
Non-Pell Grant recipients	481	31	50	0	81	17
<u>Non-First-time entering</u>						
Full-time	176	12	43	0	55	31
Pell Grant recipients	88	2	22	0	24	27
Non-Pell Grant recipients	88	10	21	0	31	35
Part-time	321	11	27	0	38	12
Pell Grant recipients	70	0	8	0	8	11
Non-Pell Grant recipients	251	11	19	0	30	12
<u>Total Entering</u>						
Pell Grant recipients	1,422	42	173	0	215	15
Non-Pell Grant recipients	1,467	133	234	0	367	25

Institution: Rowan-Cabarrus Community College (199494)

Award and Enrollment Status at Eight Years

**Award and Enrollment Status at Eight Years After Entry
2009-10 Entering Undergraduate Cohort
(July 1, 2009-June 30, 2010: Full Year)**

Directions: From the adjusted 2009-10 cohort, report the number of students who earned an award by eight years after entry for each subcohort. If a student earns multiple awards, report only the highest award conferred to the student by the status point (August 31, 2017).

For students that did not receive an award from your institution, report the number of students who are still enrolled at your institution, and report the number of students who had enrolled at another institution over the eight year period.

<u>Undergraduate Students</u>	Adjusted	Award Status at Eight Years After Entry	Enrollment Status at Eight Years After Entry
-------------------------------	----------	---	--

	2009-10 cohort	Number of students conferred an award by your institution (From Entry through August 31, 2017)			Total number of adjusted cohort that received an award from your institution	Percent of adjusted cohort that received an award from your institution	Number of students who did not receive an award from your institution (From entry through August 31, 2017)			
		Certificates	Associate's	Bachelor's			Number still enrolled at your institution	Number who enrolled at another institution after leaving your institution	Number of students whose subsequent enrollment status is unknown	Total number who did not receive an award from your institution

First-time entering


Full-time	1,524	109	291	0	400	26	0	5	1,119	1,124
Pell Grant recipients	877	30	138	0	168	19	0	3	706	709
Non-Pell Grant recipients	647	79	153	0	232	36	0	2	413	415
Part-time	868	40	83	0	123	14	0	121	624	745
Pell Grant recipients	387	10	25	0	35	9	0	61	291	352
Non-Pell Grant recipients	481	30	58	0	88	18	0	60	333	393

Non-First-time entering

Full-time	176	12	45	0	57	32	0	38	81	119
Pell Grant recipients	88	2	23	0	25	28	0	22	41	63
Non-Pell Grant recipients	88	10	22	0	32	36	0	16	40	56
Part-time	321	12	34	0	46	14	0	59	216	275
Pell Grant recipients	70	0	8	0	8	11	0	14	48	62
Non-Pell Grant recipients	251	12	26	0	38	15	0	45	168	213

Total Entering

Pell Grant recipients	1,422	42	194	0	236	17	0	100	1,086	1,186
Non-Pell Grant recipients	1,467	131	259	0	390	27	0	123	954	1,077

 You may use the space below to provide context for the data you've reported above. These context notes will be posted on the College Nav website, and should be written to be understood by students and parents.

Summary

Outcome Measures Component Summary

IPEDS collects important information regarding your institution. All data reported in IPEDS survey components become available in the IPEDS Data Center and appear as aggregated data in various Department of Education reports. Additionally, some of the reported data appears specifically for your institution through the College Navigator website. The purpose of this summary is to provide you an opportunity to view some of the data that, when accepted through the IPEDS quality control process, will appear on the College Navigator website. College Navigator is updated approximately three months after the data collection period closes.

Please review your data for accuracy. If you have questions about the data displayed below after reviewing the data reported on the survey screens, please contact the IPEDS Help Desk at: 1-877-225-2568 or ipedshelp@rti.org.

Cohort	4-year Award Rate	6-year Award Rate	8-year Award Rate	Still enrolled at your institution after 8 years	Did not receive an award and subsequently enrolled at another institution
First-time entering					
Full-time	20%	25%	26%	0%	0%
Pell Grant recipients	14%	18%	19%	0%	0%
Non-Pell Grant recipients	29%	35%	36%	0%	0%
Part-time	9%	13%	14%	0%	14%
Pell Grant recipients	5%	7%	9%	0%	16%
Non-Pell Grant recipients	13%	17%	18%	0%	12%
Non-First-time entering					
Full-time	30%	31%	32%	0%	22%
Pell Grant recipients	26%	27%	28%	0%	25%
Non-Pell Grant recipients	33%	35%	36%	0%	18%
Part-time	9%	12%	14%	0%	18%
Pell Grant recipients	7%	11%	11%	0%	20%
Non-Pell Grant recipients	10%	12%	15%	0%	18%
Total Entering					
Pell Grant recipients	12%	15%	17%	0%	7%
Non-Pell Grant recipients	21%	25%	27%	0%	8%