

National Center for Education Statistics

IPEDS Data Center

Rowan-Cabarrus Community College

UnitID 199494
OPEID 00575400
Address 1333 Jake Alexander Blvd, South, Salisbury, NC, 28146
Web Address <https://www.rccc.edu/>

Fall Enrollment 2018

Institution: Rowan-Cabarrus Community College (199494)

Part Selection

Completion of Part B (Enrollment of Students by Age) is optional this year.

Do you wish to complete Part B this year?
 If you select 'Yes', you will be expected to complete the Part B screens.
 If you select 'No', you will skip Part B.

- No, I will not complete Part B
- Yes, I will complete Part B

Institution: Rowan-Cabarrus Community College (199494)

Part A - Fall Enrollment for Full-Time Undergraduate Students

Enrollment as of the institution's official fall reporting date or as of October 15, 2018

Full-time Undergraduate Students

Reporting Reminders:

- Report Hispanic/Latino individuals of any race as Hispanic/Latino
- Report race for non-Hispanic/Latino individuals only
- Even though Teacher Preparation certificate programs may require a bachelor's degree for admission, they are considered subbaccalaureate undergraduate programs, and students in these programs are undergraduate students.

Men

Enrolled for <u>credit</u>	<u>Degree/certificate-seeking</u>				Non-degree/ non-certificate- seeking	Total, <u>Full-time</u> <u>undergraduate</u> students
	<u>First-time</u>	<u>Transfer-in</u>	<u>Continuing/ Returning</u>	Total degree/certificate- seeking		
<u>Nonresident alien</u>	6	0	16	22	0	22
<u>Hispanic/Latino</u>	36	1	64	101	20	121
<u>American Indian or Alaska Native</u>	1	1	5	7	1	8
<u>Asian</u>	5	1	10	16	6	22
<u>Black or African American</u>	47	7	79	133	7	140
<u>Native Hawaiian or Other Pacific Islander</u>	0	0	1	1	0	1
<u>White</u>	161	29	311	501	52	553
<u>Two or more races</u>	12	0	14	26	1	27
<u>Race and ethnicity unknown</u>	8	1	8	17	4	21

Total men	276	40	508	824	91	915
Total men prior year	366	55	621	1,042	166	1,208

Women

Enrolled for <u>credit</u>	<u>Degree/certificate-seeking</u>			Total degree/certificate-seeking	Non-degree/non-certificate-seeking	Total, Full-time undergraduate students
	<u>First-time</u>	<u>Transfer-in</u>	<u>Continuing/Returning</u>			
<u>Nonresident alien</u>	11	2	9	22	1	23
<u>Hispanic/Latino</u>	61	4	100	165	31	196
<u>American Indian or Alaska Native</u>	1	0	3	4	2	6
<u>Asian</u>	6	0	15	21	7	28
<u>Black or African American</u>	67	23	150	240	21	261
<u>Native Hawaiian or Other Pacific Islander</u>	0	0	1	1	0	1
<u>White</u>	204	33	500	737	92	829
<u>Two or more races</u>	16	1	41	58	3	61
<u>Race and ethnicity unknown</u>	6	1	14	21	8	29
Total women	372	64	833	1,269	165	1,434
Total women prior year	457	95	1,071	1,623	317	1,940
Grand total (men+women)	648	104	1,341	2,093	256	2,349
Grand total (men+women) prior year	823	150	1,692	2,665	483	3,148

Institution: Rowan-Cabarrus Community College (199494)

Part A - Fall Enrollment for Part-time Undergraduate Students

Enrollment as of the institution's official fall reporting date or as of October 15, 2018

Part-time Undergraduate Students

Reporting Reminders:

- Report Hispanic/Latino individuals of any race as Hispanic/Latino
- Report race for non-Hispanic/Latino individuals only
- Even though Teacher Preparation certificate programs may require a bachelor's degree for admission, they are considered subbaccalaureate undergraduate programs, and students in these programs are undergraduate students.

Men

Enrolled for <u>credit</u>	<u>Degree/certificate-seeking</u>			Total degree/certificate-seeking	Non-degree/non-certificate-seeking	Total, part-time undergraduate students
	<u>First-time</u>	<u>Transfer-in</u>	<u>Continuing/Returning</u>			
<u>Nonresident alien</u>	2	1	22	25	2	27
<u>Hispanic/Latino</u>	22	5	62	89	70	159
<u>American Indian or Alaska Native</u>	0	0	3	3	5	8
<u>Asian</u>	1	0	7	8	19	27
<u>Black or African</u>	32	13	89	134	54	188

<u>American</u>						
<u>Native Hawaiian or Other Pacific Islander</u>	1	0	0	1	3	4
<u>White</u>	113	14	419	546	358	904
Two or more races	5	1	15	21	11	32
<u>Race and ethnicity unknown</u>	7	0	10	17	17	34
Total men	⚠ 183	34	627	⚠ 844	539	⚠ 1,383
Total men prior year	119	36	398	553	427	980


Women

Enrolled for <u>credit</u>	<u>Degree/certificate-seeking</u>			Total degree/certificate-seeking	Non-degree/non-certificate-seeking	Total, <u>part-time undergraduate</u> students
	<u>First-time</u>	<u>Transfer-in</u>	<u>Continuing/Returning</u>			
<u>Nonresident alien</u>	5	3	31	39	0	39
<u>Hispanic/Latino</u>	46	7	119	172	131	303
<u>American Indian or Alaska Native</u>	0	0	5	5	2	7
<u>Asian</u>	7	3	15	25	26	51
<u>Black or African American</u>	84	32	299	415	153	568
<u>Native Hawaiian or Other Pacific Islander</u>	0	0	2	2	3	5
<u>White</u>	148	48	711	907	601	1,508
Two or more races	9	0	32	41	20	61
<u>Race and ethnicity unknown</u>	12	5	14	31	50	81
Total women	⚠ 311	98	1,228	⚠ 1,637	986	⚠ 2,623
Total women prior year	157	79	717	953	738	1,691
Grand total (men+women)	494	132	1,855	2,481	1,525	4,006
Grand total (men+women) prior year	276	115	1,115	1,506	1,165	2,671

Institution: Rowan-Cabarrus Community College (199494)

Part A - Fall Enrollment by Distance Education Status

Enrollment as of the institution's official fall reporting date or as of October 15, 2018		
	Undergraduate Students	
	<u>Degree/certificate-seeking</u>	Non-degree/non-certificate-seeking
Enrolled exclusively in distance education courses	1,150	706
Enrolled in at least one but not all distance education courses	1,878	89
Not enrolled in any distance education courses	1,546	986
Total (from prior part A screens)	4,574	1,781

 You may use the space below to provide context for the data you've reported above. These context notes may be posted on the College Navigator website, and should be written to be understood by students and parents.

Institution: Rowan-Cabarrus Community College (199494)

Part A - Fall Enrollment by Distance Education Status

Undergraduate Students

Of those students <i>exclusively</i> enrolled in distance education courses, report the number that are:		Degree/certificate-seeking	Non-degree/non-certificate-seeking
Located in	NC	1,135	704
Located in the U.S. but not in	NC	3	2
Located in the U.S. but state/jurisdiction unknown		0	0
Located outside the U.S.		12	0
Location unknown/unreported		0	0
Total students exclusively enrolled in distance education (from section above)		1,150	706

Institution: Rowan-Cabarrus Community College (199494)

Part A - Fall Enrollment Summary

Fall Enrollment Summary

Men

Students enrolled for credit	Total full-time students	Total part-time students	Grand total, all students
<u>Nonresident alien</u>	22	27	49
<u>Hispanic/Latino</u>	121	159	280
<u>American Indian or Alaska Native</u>	8	8	16
<u>Asian</u>	22	27	49
<u>Black or African American</u>	140	188	328
<u>Native Hawaiian or Other Pacific Islander</u>	1	4	5
<u>White</u>	553	904	1,457
Two or more races	27	32	59
<u>Race and ethnicity unknown</u>	21	34	55
Total men	915	1,383	2,298

Women

Students enrolled for credit	Total full-time students	Total part-time students	Grand total, all students
<u>Nonresident alien</u>	23	39	62
<u>Hispanic/Latino</u>	196	303	499
<u>American Indian or Alaska Native</u>	6	7	13
<u>Asian</u>	28	51	79
<u>Black or African American</u>	261	568	829
<u>Native Hawaiian or Other Pacific Islander</u>	1	5	6
<u>White</u>	829	1,508	2,337
Two or more races	61	61	122
<u>Race and ethnicity unknown</u>	29	81	110
Total women	1,434	2,623	4,057

Grand Total (men+women)	2,349	4,006	6,355
--------------------------------	--------------	--------------	--------------

Institution: Rowan-Cabarrus Community College (199494)

Part C - Screening Question

Did any of your **first-time degree/certificate-seeking undergraduate** students (reported in Part A) enroll within 12 months of graduating high school or receiving their GED?

- No, we do not have any first-time students who enrolled within 12 months of their high school graduation.
- Yes, we have first-time students who enrolled within 12 months of their high school graduation.

You may use the space below to provide context for the data you've reported above.

Institution: Rowan-Cabarrus Community College (199494)

Part C - Residence of First-time Undergraduates

Enrollment as of the institution's official fall reporting date or as of October 15, 2018

Enter **at least one** zero, where applicable, to verify that the screen has not been skipped.

State of <u>residence</u> when student was first admitted	FIPS Code	Total <u>first-time</u> degree/certificate-seeking undergraduates (1)	Of students in column 1, those who enrolled within 12 months of high school graduation or receiving their GED (2)
Alabama	01	0	0
Alaska	02	0	0
Arizona	04	0	0
Arkansas	05	0	0
California	06	0	0
Colorado	08	0	0
Connecticut	09	0	0
Delaware	10	0	0
District of Columbia	11	0	0
Florida	12	0	0
Georgia	13	0	0
Hawaii	15	0	0
Idaho	16	0	0
Illinois	17	0	0
Indiana	18	0	0
Iowa	19	0	0
Kansas	20	0	0
Kentucky	21	0	0
Louisiana	22	0	0
Maine	23	0	0

Institution: Rowan-Cabarrus Community College (199494)

Part C - Residence of First-time Undergraduates

Enrollment as of the institution's official fall reporting date or as of October 15, 2018

Enter **at least one** zero, where applicable, to verify that the screen has not been skipped.

State of <u>residence</u> when student was first admitted	FIPS Code	Total <u>first-time</u> degree/certificate-seeking undergraduates (1)	Of students in column 1, those who enrolled within 12 months of high school graduation or receiving their GED (2)
Maryland	24	<input type="text" value="0"/>	<input type="text" value="0"/>
Massachusetts	25	<input type="text" value="0"/>	<input type="text" value="0"/>
Michigan	26	<input type="text" value="0"/>	<input type="text" value="0"/>
Minnesota	27	<input type="text" value="0"/>	<input type="text" value="0"/>
Mississippi	28	<input type="text" value="0"/>	<input type="text" value="0"/>
Missouri	29	<input type="text" value="0"/>	<input type="text" value="0"/>
Montana	30	<input type="text" value="0"/>	<input type="text" value="0"/>
Nebraska	31	<input type="text" value="0"/>	<input type="text" value="0"/>
Nevada	32	<input type="text" value="0"/>	<input type="text" value="0"/>
New Hampshire	33	<input type="text" value="0"/>	<input type="text" value="0"/>
New Jersey	34	<input type="text" value="0"/>	<input type="text" value="0"/>
New Mexico	35	<input type="text" value="0"/>	<input type="text" value="0"/>
New York	36	<input type="text" value="0"/>	<input type="text" value="0"/>
North Carolina	37	<input type="text" value="1,004"/>	<input type="text" value="650"/>
North Dakota	38	<input type="text" value="0"/>	<input type="text" value="0"/>
Ohio	39	<input type="text" value="0"/>	<input type="text" value="0"/>
Oklahoma	40	<input type="text" value="0"/>	<input type="text" value="0"/>
Oregon	41	<input type="text" value="0"/>	<input type="text" value="0"/>
Pennsylvania	42	<input type="text" value="0"/>	<input type="text" value="0"/>
Rhode Island	44	<input type="text" value="0"/>	<input type="text" value="0"/>

Institution: Rowan-Cabarrus Community College (199494)

Part C - Residence of First-time Undergraduates

Enrollment as of the institution's official fall reporting date or as of October 15, 2018

Enter **at least one** zero, where applicable, to verify that the screen has not been skipped.

State of <u>residence</u> when student was first admitted	FIPS Code	Total <u>first-time</u> degree/certificate-seeking undergraduates (1)	Of students in column 1, those who enrolled within 12 months of high school graduation or receiving their GED (2)
South Carolina	45	<input type="text" value="1"/>	<input type="text" value="1"/>
South Dakota	46	<input type="text" value="0"/>	<input type="text" value="0"/>
Tennessee	47	<input type="text" value="0"/>	<input type="text" value="0"/>
Texas	48	<input type="text" value="0"/>	<input type="text" value="0"/>
Utah	49	<input type="text" value="0"/>	<input type="text" value="0"/>
Vermont	50	<input type="text" value="0"/>	<input type="text" value="0"/>
Virginia	51	<input type="text" value="0"/>	<input type="text" value="0"/>
Washington	53	<input type="text" value="0"/>	<input type="text" value="0"/>
West Virginia	54	<input type="text" value="0"/>	<input type="text" value="0"/>

Wisconsin	55	<input type="text" value="0"/>	<input type="text" value="0"/>
Wyoming	56	<input type="text" value="0"/>	<input type="text" value="0"/>
<u>State Unknown</u>	57	<input type="text" value="0"/>	<input type="text" value="0"/>
American Samoa	60	<input type="text" value="0"/>	<input type="text" value="0"/>
Federated States of Micronesia	64	<input type="text" value="0"/>	<input type="text" value="0"/>
Guam	66	<input type="text" value="0"/>	<input type="text" value="0"/>
Marshall Islands	68	<input type="text" value="0"/>	<input type="text" value="0"/>
Northern Marianas	69	<input type="text" value="0"/>	<input type="text" value="0"/>
Palau	70	<input type="text" value="0"/>	<input type="text" value="0"/>
Puerto Rico	72	<input type="text" value="0"/>	<input type="text" value="0"/>
Virgin Islands	78	<input type="text" value="0"/>	<input type="text" value="0"/>
Foreign Countries	90	<input type="text" value="9"/>	<input type="text" value="4"/>
Residence unknown/unreported	98	128	
Total first-time degree/certificate-seeking undergraduates (from Part A)		1,142	655

You may use the space below to provide context for the data you've reported above.

Institution: Rowan-Cabarrus Community College (199494)

Part D - Total Undergraduate Entering Class

Total Undergraduate Entering Class, Fall 2018

D1	Total full-time, first-time degree/certificate-seeking <u>undergraduates</u> from Part A (GR <u>cohort</u>)	648
D2	Total <u>first-time</u> degree/certificate-seeking undergraduates (full-time + part-time) from Part A	1,142
D3	Total <u>transfer-in</u> degree/certificate-seeking undergraduates (full-time + part-time) from Part A	236
D4	Total <u>non-degree/non-certificate-seeking</u> undergraduates (full-time + part-time) from Part A	1,781
D5	Of the total non-degree/non-certificate-seeking undergraduates displayed on line D4, the number that are new to the institution in Fall 2018	<input type="text" value="864"/>
D6	Total <u>entering students</u> at the undergraduate level Note: This is calculated as first-time students (line D2) + students transferring to the institution (line D3) + non-degree/non-certificate-seeking undergraduates entering in Fall 2018 (line D5).	2,242
D7	Percentage of undergraduate entering class represented by your GR <u>cohort</u> (line D1/line D6)	29

Institution: Rowan-Cabarrus Community College (199494)

Part E - First-Time Student Cohort Retention Rates (Full-time)

Retention Rates

Full-time, First-time Degree/Certificate-Seeking Cohort from Fall 2017

The Fall 2017 cohort is preloaded based on data reported in the prior year Fall Enrollment survey component.

Academic reporters report retention data as of the institution's official fall reporting date or as of October 15. Program reporters determine the cohort with enrollment any time between August 1 and October 31, 2017 and retention based on August 1, 2018.


The retention rate is calculated by the system after clicking "Save" on the screen. Exclusions are subtracted from the original cohort and the resulting adjusted cohort is used for calculating the retention rate.

Retention Data Reporting Reminders:

- Include only **full-time, first-time degree/certificate-seeking** students in this cohort.
- Determine full-time using Fall 2017 attendance status (e.g. if a student was full-time in Fall 2017, report them in the full-time cohort regardless of Fall 2018 status).
- If there are no students to report in the cohort, enter zero. Do not leave the field blank.

- Report in the exclusions box (line E2a) the number of students from the cohort who left the institution for any of the following reasons: died or were totally and permanently disabled; to serve in the armed forces (including those called to active duty); to serve with a foreign aid service of the Federal Government (e.g. Peace Corps); or to serve on official church missions.
- Report in the inclusion box (line E2b) first-time bachelor's-seeking study abroad students who were excluded from the first-time cohort (line E1) but who have re-enrolled at the institution their second year.

		Preloaded cohort		Prior year data (Fall 2016 cohort)	
FULL-TIME, FIRST-TIME COHORT RETENTION:					
E1	Full-time, first-time Fall 2017 cohort	823	808	685	
E2a	<u>Exclusions</u> from the Fall 2017 cohort		0	0	
E2b	Inclusions to the Fall 2017 cohort		0	0	
E3	Adjusted Fall 2017 cohort (line E1 - E2a + E2b)		808	685	
E4	Students from Fall 2017 cohort who are still enrolled + students from Fall 2017 cohort who completed their program as of Fall 2018		478	383	
E5	Full-time, first-time Fall 2017 cohort retention rate (line E4 / line E3)		59 %	56	%

 You may use the space below to provide context for the data you've reported above. These context notes will be posted on the College Navigator website, and should be written to be understood by students and parents.

Required cohort adjustment based on SEA data reported for cohorts

Institution: Rowan-Cabarrus Community College (199494)

Part E - First-Time Student Cohort Retention Rates (Part-time)

Retention Rates

Part-time, First-time Degree/Certificate-Seeking Cohort from Fall 2017

The Fall 2017 cohort is preloaded based on data reported in the prior year Fall Enrollment survey component.

Academic reporters report retention data as of the institution's official fall reporting date or as of October 15. Program reporters determine the cohort with enrollment any time between August 1 and October 31, 2017 and retention based on August 1, 2018.


The retention rate is calculated by the system after clicking "Save" on the screen. Exclusions are subtracted from the original cohort and the resulting adjusted cohort is used for calculating the retention rate.

Retention Data Reporting Reminders:

- Include only **part-time, first-time degree/certificate-seeking** students in this cohort.
- Determine part-time using Fall 2017 attendance status (e.g. if a student was part-time in Fall 2017, report them in the part-time cohort regardless of their Fall 2018 status).
- If there are no students to report in the cohort, enter zero. Do not leave the field blank.

- Report in the exclusions box (line E7a) the number of students from the cohort who left the institution for any of the following reasons: died or were totally and permanently disabled; to serve in the armed forces (including those called to active duty); to serve with a foreign aid service of the Federal Government (e.g. Peace Corps); or to serve on official church missions.
- Report in the inclusion box (line E7b) first-time bachelor's-seeking study abroad students who were excluded from the first-time cohort (line E6) but who have re-enrolled at the institution their second year.

	Preloaded cohort		Prior year data (Fall 2016 cohort)
PART-TIME, FIRST-TIME COHORT RETENTION:			
E6 Part-time, first-time Fall 2017 cohort	276	<input type="text" value="276"/>	878
E7a <u>Exclusions</u> from the Fall 2017 cohort		<input type="text" value="0"/>	0
E7b Inclusions to the Fall 2017 cohort		<input type="text"/>	0
E8 Adjusted Fall 2017 cohort (line E6 - line E7)		276	878
E9 Students from Fall 2017 cohort who are still enrolled + students from Fall 2017 cohort who completed their program as of Fall 2018		<input type="text" value="106"/>	262
E10 Part-time, first-time Fall 2017 cohort retention rate (line E9 / line E8)		38 %	30 %

 You may use the space below to provide context for the data you've reported above. These context notes will be posted on the College Navigator website, and should be written to be understood by students and parents.

Institution: Rowan-Cabarrus Community College (199494)


Part F - Student-to-Faculty Ratio

Please provide your institution's student-to-faculty ratio (i.e., student-to-instructional staff) for undergraduate programs for Fall 2018. The student-to-faculty ratio and any accompanying context that is provided will be displayed on College Navigator.

Note: Logic in this item is similar to item I-2 from the Common Data Set data collection.

Click [here](#) to use a worksheet to help you determine the student-to-faculty ratio

Student-to-faculty ratio	<input type="text" value="16"/>	to 1
Student-to-faculty ratio prior year	18	to 1

 You may use the space below to provide context for the data you've reported above. These context notes will be posted on the College Navigator website, and should be written to be understood by students and parents.

Institution: Rowan-Cabarrus Community College (199494)

Summary

Fall Enrollment Survey Summary Less-Than-Four-Year Institutions

IPEDS collects important information regarding your institution. All data reported in IPEDS survey components become available in the IPEDS Data Center and appear as aggregated data in various Department of Education reports. Additionally, some of the reported data appears specifically for your institution through the College Navigator website and is included in your institution's Data Feedback Report (DFR). The purpose of this summary is to provide you an opportunity to view some of the data that, when accepted through the IPEDS quality control process, will appear on the College Navigator website and/or your DFR. College Navigator is updated approximately three months after the data collection period closes and Data Feedback Reports will be available through the [Data Center](#) and sent to your institution's CEO in November 2018.

Please review your data for accuracy. If you have questions about the data displayed below after reviewing the data reported on the survey screens, please contact the IPEDS Help Desk at: 1-877-225-2568 or ipedshelp@rti.org.

Undergraduate Student Enrollment	
Total enrollment	6,355
Transfer-in enrollment	236
Student-to-faculty ratio	16 to 1

Undergraduate Student Characteristics	
Percent of undergraduates who are female	64%
Percent of undergraduates who are full-time	37%
Percent of undergraduates by race/ethnicity:	
American Indian or Alaska Native	0%
Asian	2%
Black or African American	18%
Hispanic/Latino	12%
Native Hawaiian or Pacific Islander	0%
White	60%
Two or More Races	3%
Race and ethnicity unknown	3%
Nonresident alien	2%
Percent of undergraduate students by age:	
24 and under	
25 and over	
Age unknown	

Undergraduate Retention and Graduation Rate Cohort	
First-time, full-time student retention rate	59%

First-time, part-time retention rate	38%
Graduation rate cohort as percent of total entering students	29%